



/ Zenith
Waiting in style

/ GENERAL

Zenith is an elegant and timeless canopy with walls and a specially curved skylight. Thanks to the roof light, no rainwater remains on the canopy. This makes Zenith ideal as an abri or waiting shelter in a station or at a tram or bus stop. It can also be combined with our street furniture, and equipped with lighting and extra walls at the front.



/ DATASHEET

Structure

- Columns in profile steel 60x60x2mm
- Wall purlins in profile steel 60x40x2mm
- Intermediate tubes in profile steel 60x40x2mm
- Adjustable feet (height difference max. 15cm)
- Drainage along the rear of the canopy
- Delivered detached

Versions

Roofing

- Clear polycarbonate skylight (double-walled 10mm)

Walls

- Clear tempered glass 8mm

Dimensions

- LxWxH: 1780x2210x2460mm
- LxWxH: 1780x3250x2460mm
- LxWxH: 1780x4260x2460mm

Material

- Steel

Surface treatment

- Hot-dip galvanized steel
- Hot-dip galvanized and powder coated steel

Anchoring

- On concrete blocks of 30x30x40cm placed 15cm below ground level. The structure is attached to the concrete blocks with bolts M10x90.
- Directly onto a concrete slab (thickness min. 15cm with reinforcement mesh).



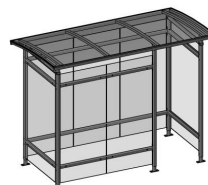
Zenith - 1.78x2.21m



Zenith (FP) - 1.78x2.21m



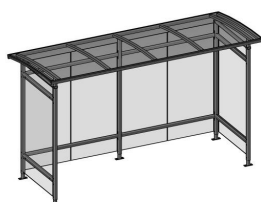
Zenith - 1.78x3.25m



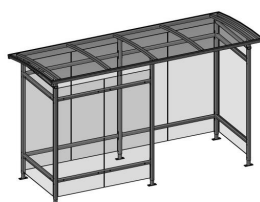
Zenith (FW) - 1.78x3.25m



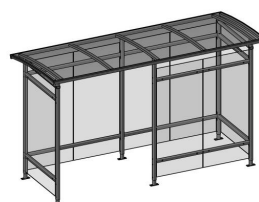
Zenith (LW) - 1.78x3.25m



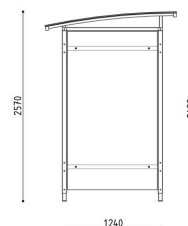
Zenith - 1.78x4.26m



Zenith (FW) - 1.78x4.26m



Zenith (LW) - 1.78x4.26m



/ INSPIRE



