



/ Dolly 42

Cargo bike, children's bike or moped? Dolly keeps them safe!

/ GENERAL

Dolly bicycle locking system is a durable solution for safely parking outsized bicycles and mopeds. All types of bicycles can be attached at this lowered bicycle stand, including children's bikes and cargo bikes. Because of its simplicity, it fits perfectly into any street. Even when there are no bicycles parked, it fits perfectly in public spaces. The multi-functional Dolly also effectively protects any building from damage caused by carelessly parked bicycles.

Advantages user

- Anti-theft protection thanks to locking points for front wheel, rear wheel and frame
- Suitable for all bicycles and mopeds
- Easy circulation
- Multifunctional
- Fast parking

Advantages facility manager

- Budget-friendly
 - Flexible set-ups possible
 - No visual barrier in public spaces
 - Usable as a low barrier
 - Guaranteed corrosion resistant
 - Reliable, durable and maintenance-free
 - Vandalism-proof
 - Easy and quick to install
 - Fast delivery
-



Material

Steel S235JR

- Sustainable
- Robust
- High durability
- Recyclable

Surface treatment

Hot-dip galvanization according to EN-ISO 1461

- Durable corrosion protection
- Wear- and impact-resistant
- High durability
- Maintenance-free
- Recyclable

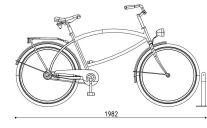
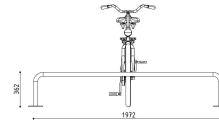
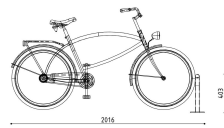
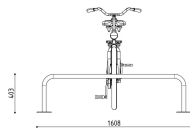
Description

- Low U-shaped bracket in bent tube (D=42mm)

Available modules

Baseplates

- LxH=1972x354mm
- LxH=1500x395mm



/ INSPIRE



